



BEST OF THE BEST

Tiles Collection

600x1200mm
Endmatch Series

INTRODUCTION

"Discover EndMatch Finish Tiles – a fusion of precision and style. Impeccable alignment, versatility for any design, durability, and timeless elegance redefine your spaces. Glorify your space with sophistication and innovation."



INSPIRATION DESIRE & QUALITY

Drawing influence from quarries, we meticulously designed tiles with intricate patterns of top-notch quality to provide a pleasing experience to every client and take inspiration from nature in its design.



DRIVING FORCE

We have always believed in delivering the finest attributes of tiles and making sure that we resemble nature in its making. This belief becomes our driving force in crafting tiles that have the essence of nature and marble quarries signify its elements.

Characterized by intricate veins, unique patterns, and a spectrum of hues, marble quarries have been a source of inspiration for artists and architects for centuries. We have taken the leaf out of marble quarries in the making of our tiles in the design patterns and it acts as a driving force for us to create a fabulous finish surface that gives everyone the feel of marble in the tile itself. It's not just about tiles; it's about bringing the essence of marble quarries into your surroundings, creating a harmonious blend of nature's beauty and human craftsmanship


The patterns embedded in our tiles tell a story of the earth's wonders, translating the grandeur of marble quarries into a tangible, stunning finish. With every tile, we strive to replicate the unique elements of marble, providing spaces with a touch of opulence and the unmistakable feel of natural marvels

SIZE/ FORMAT

Size
60x120cm

Finish
Glossy

Thickness
9mm




ENDMATCH SERIES

Introducing our innovative Endmatch Series Tiles, a testament to precision and seamless design. Engineered for a perfect fit, these tiles feature a unique end-match system, ensuring a flawless connection between each tile for a cohesive and polished appearance.

With this advanced end-match technology, installation becomes a breeze, reducing gaps and enhancing the overall aesthetics of your space. The meticulously crafted tiles create a continuous pattern, eliminating the need for visible grout lines and providing a sleek, modern look.

Experience the epitome of precision and sophistication with our Endmatch Series Tiles. Elevate your interiors with a seamless design that not only simplifies installation but also adds a touch of contemporary elegance to every room. Welcome a new era of flooring with tiles that redefine perfection.


FEATURES



Easy to Clean



Impact Resistance



Easy Installation



Fire Resistance



Chemical Resistance



Frost Resistance

Our tiles not only brighten up the eyes through their radiance and give an aesthetically pleasing experience but also stand the test of time as it is fireproof, impact-resistant, chemical-resistant, and easy to clean making them an ideal and smart choice for any environment. Apart from that it is also frost-resistant which signifies its sheer strength and durability. In addition to this, it is also very easy to install and the process doesn't take much effort or time which makes it perfect for your every need.



RICHNESS THAT YOU CAN FEEL

The Applications Area which applicable in Wall and Floor










Choose EndMatch Finish Tiles for flooring that seamlessly merges precision with style and gives feel of royalty as walk on it. Upgrade your space with unmatched versatility, enduring durability, and timeless elegance.

A classy EndmMatch finish tiles is going to be perfect choice for a wall to captivate everyone's glare and envy everyone.

VERSATILE SPACE APPLICATION

Our tiles are pretty much applicable everywhere. Our tile is known for its versatile character due to its sturdiness and durability along with lustrous looks. It is going to be the legit choice for every home across the place as it has aesthetic appeal and sheer strength.

Our tiles are also 1st choice in outdoor places or places of high traffic and have more chances of strain. Airports, Industry, Railway platforms, etc have a high rush of people and our tile is go- to choice for them. Your hotel and restaurant to attract people so our durable and dazzling tiles are your ideal choice. Also, gym, hospitals, halls, etc needs our tiles.

 Residential	 Corporate Building	 Gymnasium	 Halls & Corridors
 Hospitals	 Airports	 Hotels, Cafes & Restaurants	 Industrial




60X120 CM | 24"X48" | 2'X4' GLOSSY FINISH
≥ 9 mm GLAZED VITRIFIED TILES

ANTIQUE LITE




FACE 4

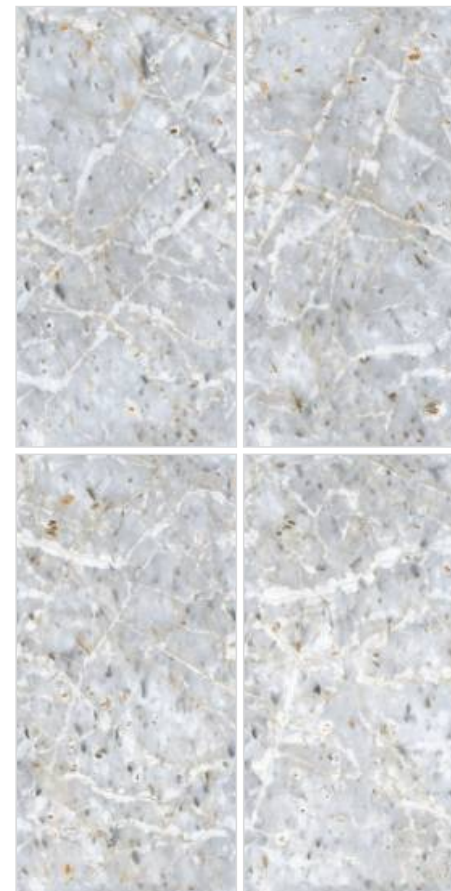


60X120 CM | 24"X48" | 2'X4' GLOSSY FINISH
≥ 9 mm GLAZED VITRIFIED TILES

ANTIQUE



FACE 4



ACCORD WHITE



FACE 4



FULLY DIGITAL
TECHNOLOGY

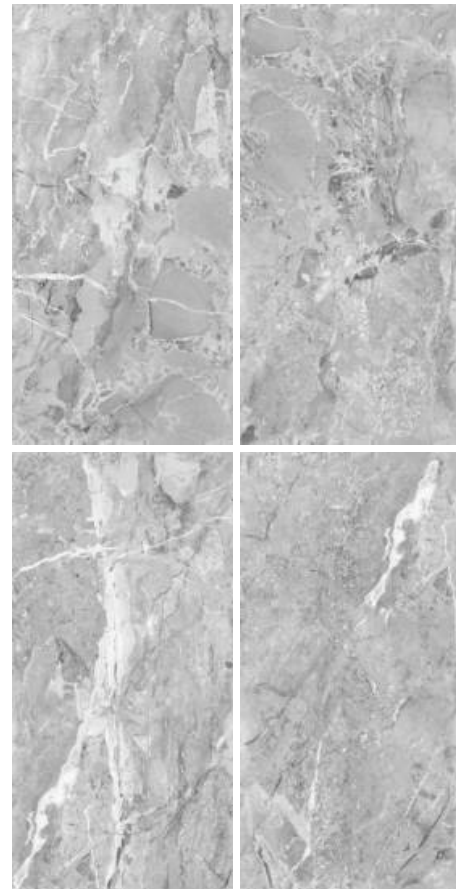
①

ACCORD WHITE

BRECCIA MARINO ASH




FACE 4



BRECCIA MARINO BROWN




FACE 4



BRECCIA MARINO NATURAL



FACE 4



**FULLY DIGITAL
TECHNOLOGY**

①

BRECCIA MARINO NATURAL




BURBBERY BEIGE



FACE 4



BURBBERY BIANCO



FACE 4



BURBBERY TAUPE



FACE 4



**FULLY DIGITAL
TECHNOLOGY**

①

BURBBERY TAUPE

CLASSIC DYNA CREMA



FACE 4



CLASSIC DYNA



FACE 4



CALACATTA INFINITY



FACE 4



**FULLY DIGITAL
TECHNOLOGY**

①

CALACATTA INFINITY

CRYSTAL ONYX BEIGE



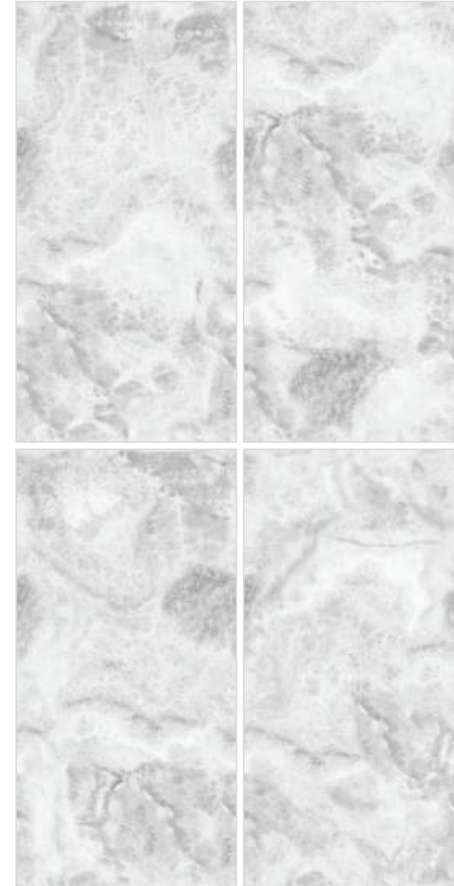
FACE 4




CRYSTAL ONYX GREY



FACE 4



EXTRA WHITE



FACE 4



FULLY DIGITAL
TECHNOLOGY


①

EXTRA WHITE


FARTOLI WHITE



FACE 4



HELIX WHITE



FACE 4



HIMALAYA WHITE



FACE 4



**FULLY DIGITAL
TECHNOLOGY**

①

①

HIMALAYA WHITE

LUCIO ARMANI



FACE 3



FACE 4




MARINA PEARL



MAXICAN ONYX



FACE 4



FULLY DIGITAL
TECHNOLOGY

①

MAXICAN ONYX


MAXICAN ONYX CREMA



FACE 4



MAXICAN ONYX WHITE



FACE 4



ONYX VANILA



FACE 4



PARADISO GRIS



FACE 3



PERLIN BROWN



FACE 4



**FULLY DIGITAL
TECHNOLOGY**

①

PERLIN BROWN

PERLIN GOLD



FACE 4



FACE 4



PERLIN GREY



PERLIN NATURAL



FACE 4



FULLY DIGITAL
TECHNOLOGY


①

PERLIN NATURAL


PORCH WHITE



FACE 4



SUPREM WHITE




FACE 4



VOLAKAS WHITE



FACE 4





VALENCIA CREMA



FACE 4



VALENCIA GREY



FACE 4



TECHNICAL SPECIFICATION

CHARACTERISTIC	STANDARD AS PER ISO-13006/EN14411 GROUP BIa	MEAN VALUE OF PGVT	MEAN VALUE OF GVT	Method of Testing
REGULATORY PROPERTIES				
Deviation in length & width	± 0.5 %	± 0.1 %	± 0.1 %	ISO-10545-2
Deviation in thickness	± 5.0 %	± 4.0 %	± 4.0 %	ISO-10545-2
Straightness in side	± 0.5 %	± 0.1 %	± 0.1 %	ISO-10545-2
Rectangularity	± 0.6 %	± 0.1 %	± 0.1 %	ISO-10545-2
Surface flatness	± 0.5 %	± 0.2 %	± 0.2 %	ISO-10545-2
Color difference	Unaltered	No change	No change	ISO-10545-16
Glossiness	As per mfg.	Min. 90%	Min. 4%	GLOSSOMETER
STRUCTURAL PROPERTIES				
Water absorption	< 0.50 %	< 0.20 %	< 0.20 %	ISO-10545-3
Apparent density	> 2.0 g/cc	> 2.10 g/cc	> 2.10 g/cc	DIN 51082
MASSIVE MECHANICAL PROPERTIES				
Modulus of rupture	Min. 35 N/mm 2	Min. 40 N/mm 2	Min. 40 N/mm 2	ISO-10545-4
Breaking strength	Min. 1300 N	Min. 2000 N	Min. 2000 N	ISO-10545-4
Impact resistance	As per mfg.	Min. 0.55	Min. 0.55	ISO-10545-5
SURFACE MECHANICAL PROPERTIES				
Surface abrasion resistance	As per mfg	Min. Class-3	Min. Class-4	ISO-10545-7
MOH's hardness	As per mfg	Min. 4	Min. 5	EN 101
THERMO HYGROMETRIC PROPERTIES				
Frost resistance	No damage	No damage	No damage	ISO-10545-12
Thermal shock resistance	No damage	No damage	No damage	ISO-10545-9
Moisture expansion	Nil	Nil	Nil	ISO-10545-10
Thermal expansion (COE)	Max. 9.0 x 10-6	Max. 6.5 x 10-6	Max. 6.5 x 10-6	ISO-10545-8
CHEMICAL PROPERTIES				
Chemical resistance	No damage	No damage	No damage	ISO-10545-13
Stain resistance	Resistant	Resistant	Resistant	ISO-10545-14
SAFETY PROPERTIES				
Slip resistance	As per mfg	> 0.40	> 0.40	ISO-10545-17
Fire resistance	As per mfg	Fireproof	Fireproof	N. A.
Lead & Cadmium giv en off by glazed tiles	As per mfg	Does not yield Pb. & Cd.	Does not yield Pb. & Cd.	ISO-10545-15

PACKING DETAILS

Size	Normal Thickness	No. of Tiles/Box	Coverage Area/Box		Wt. of Box (approx)
60x120cm	9.00 mm	2 pcs	1.44 sq. mtr.	15.50 sq. ft.	28.00 kg



ETICA OVERSEAS LLP
8-A, National highway,
Morbi-363641 Guj(INDIA)

+91 99798 55581

info@eticaceramica.in
www.eticaceramica.in